

# VERDE

**100% ELECTRIC**  
**NOISE-FREE, ZERO EMISSION**  
**LITHIUM POWER**



Gulf Center Group



WER

DE

## Model: SS1400 - Multi-function sweeper

SS1400 new energy sanitation multi function sweeper is a suction sweeper with articulated bearing structure power chassis. It adopts the operation mode of "suction and sweeping" and "water circulation dust control" and "one-key self-unloading garbage", which is widely used in large-area floor tile cleaning scenes such as pedestrian streets, auxiliary roads, communities, parks, scenic spots, docks,



### Technical Specifications

Dimension (L*W*H) mm	3750X1700X2210
Battery	Lithium battery or lead batteries
Drive mode	Electric rear drive
G.V.W	1850 KG
Kerb mass	1400 KG
Garbage bin volume	500 L
Sweeping width	1.8
Speed	0-20 km/h
Working speed	0-10 km/h
Suction motor power	72V/5.5KW
Sweeping capability	36000 m <sup>2</sup> /h
Min. turning radius	2.5 m
Clean water tank volume	230 L
Drive motor power	72V/7.5KW
Max climbing capacity	15°
Side brush diameter	800 mm
Hydraulic motor power	72V/1.8KW
Hydraulic system pressure	15Mpa
Fan speed	0-4560 RPM
Suction hose diameter mm	150
Air conditioning	Cold/Warm
Mini ground clearance	140mm
Suction cup mouth size	500*100mm
Filter area	9m <sup>2</sup>
Pump specification	12kg/7.0L/min
Straw diameter	125mm
Front dust control spray time	1h



### The Floor sweeper is working





## Model: WB2300 - Closed type ride-on sweeper

- Powered by a colloid maintenance-free battery, it works smoothly and has low noise, especially suitable for indoor and noise-restricted environments.
- Middle driver seat, wide field of vision; Steering wheel operation, light and reliable.
- Built-in adjustable side brush, with high-speed main brush, can greatly improve the cleaning efficiency.
- Built-in vacuum suction system, the combination of mechanical cleaning and vacuum suction, can effectively reduce the dust generated during cleaning.
- Front lighting, suitable for night operation.
- The filter is equipped with dust removal motor, which can conveniently clean the dust on the filter.
- Adopt heavy bearing steel chassis, durable wear-resistant solid tires, sensitive and reliable hydraulic brake device.
- With yellow flashing warning light, improve the safety of work and walking.
- Easy to disassemble the design scheme, can easily replace the main brush, filter and other parts. The use of brushless drive motor, reduce operating failure, reduce the use of power consumption.
- The use of four side brush for cleaning, greatly improve the cleaning efficiency.
- The lifting of the cleaning mechanism, using automatic control of the electric push rod, the operation is more convenient and reliable.
- The drum dust filter greatly increases the filtration area in a limited volume, which can effectively reduce the wind resistance of the vacuum suction system and improve the suction force of the vacuum suction system.

### Technical Specifications

Sweeping width	2300mm
Cleaning efficiency	18700sqm/h
Max gradeability	25%
Main brush length	800mm
Battery voltage	48V
Battery kind	Maintenance free battery
Continue working time	5-8h
Dustbin capacity	240L
High pressure pump flow	10L/min
Water tank capacity	500L
Turning radius	2600mm
Side brush diameter	500*2+700*2mm
High pressure pump pressure	130kgf/cm <sup>2</sup>
Driving motor power	3000W
Max working speed	8km/h
Max driving speed	10km/h
Filter area	16m <sup>2</sup>
Machine dimension (L*W*H)	2920*2100*2040mm
Weight:	1100kg



This sweeper is an electric garbage sweeper that combines sweeping, vacuuming and spraying with automatic cleaning body. The car greatly reduces the labor intensity of workers, but also greatly improve the work efficiency, is a revolution in sanitation operations, the sweeping car is suitable for cleaning companies, property management companies, parks, sanitation, rural streets, sidewalks, squares, colleges and universities indoor and outdoor cleaning operations. it's highly recognized and praise from users and the market.



Front washing nozzle



Back water misting



High-speed main and side brushes



High pressure cleaning system

## **Model: SS240- Waste Allocation Load Lifter- Electric All-weather environmental vacuum sweeper**



VERDE SS240 is an electric vacuum Sweeper for municipal litter and industrial waste. It is powerful, highly maneuverable and ultimate cleaning.

VERDE SS240 handles everything: dust, plastic bags, cigarette butts, cans, bottles, dog waste, dead leaves, wood/steel shavings, etc.

Operators vacuuming the rubbish instantly as they go. They can save time and make much more productivity without wasting their energy.



# Model: SS240- Waste Allocation Load Lifter- Electric All-weather environmental vacuum sweeper



*Agile, Flexible, Maneuverable  
Ergonomic, Powerfull*

Container	Standard 240L bin
Sweeping width	1450mm
Working Speed	Forward 0-11km/h adjustable, Reverse 0-6km/h adjustable.
Working time	>5h per full charge
Horse	3m, Ø 125 mm with adjustable handler
Filter(5 m HEPA)	2x HEPA efficiency and washable polyester air cartridge filter
Filter surface	30 m2
Filter cleaning system	onboard automatic air pulse jet dedusting system
Nebulizer	onboard automatic water spray system, 6L water tank
Noise	65dB(A) at 3 meter
Chassis	Welded steel frame and powder coating chassis
Body work	Steel
Tyres	4x 16inch tubless tyres
Curb Weight	485KG without batteries, 685KG with GEL battery Group
Dimensions	2450mmx980mmx1900mm without brush, 2650mmx1450mmx1900mm with 2 brushes
Min. Turning Radius**	2000mm
Max.Gradeability	25%
Max. Climbing height	150mm climbing up, and 180mm down
Power Supply	48VDC, 150Ah GEL battery group; Optional Lithium batteries
Traction Motor	48VDC, 2.2kw PM motor, Sealed Transaxle
Vacuum Motor	48V-1.5kw brushless motor
Braking and Parking	Regenerative and Electromechanical Braking
Charger	48V20A off-board Intelligent MCU Charger
Charging time	8h, 110VAC~250VAC
Lights	Twin powerful working LED, safety flashing light
Bin sensor	Warning buzzer and led onboard when the bin is full
Fire extinguisher	2L dry powder fire extinguisher
storage compartment	25L Lockable compartment for personal belongings
Tool kit	Broom, litter picker and bucket to collect big waste

## Features

- Zero emission system
- Onboard automatic filter cleaning;
- Automatic water spraying system inside container
- Extremely powerful vacuum system will collect large and micro items
- Ambidextrous accelerator pedal combin forward and reverse
- Ergonomic control handle with vacuum boost switch
- Highly maneuverable steerabel front wheel
- LED battery indicator and hour meter
- Warning buzzer and led on when the bin is full
- Ultimit cleaning with 30 HEPA filters
- Economic and quiet cleaning at 60dB
- Reliable and robust, saving time in cleaning task
- Improved curb-climbing and hill-starting capabilities with zero roll-back on slops. Intelligent power management provide long last working;

## Accessories: Off-board MCU charger

## Warranty

- 3-year warranty on main frame
- 1-year warranty on controller; electronics assemblies; charger; batteries.
- 1-year limited warranty on transaxle; motor&brake(electronic function ONLY);

## Model: WB2000C - Ride on sweeper

- WB2000C is a ride on sweeping machine with automatic traction, available in battery version with four side brushes of 2000mm working width.
- Adopt high-capacity maintenance-free 48V lead acid battery, environment protection and long working time.
- Plastic shell and steel chassis, durable and anti-aging.
- Easy to disassemble all mechanical parts, easy to replace brushes and filters
- Forward, backward depends on a main switch
- Adopt solid tire used at airport, better for the life of tire
- Simple electronic control system with over-current and low-voltage protection
- Hybrid of sweeping, vacuuming and watering function
- Hand brake and double disc brake system make driving safety
- It lowers management and usage costs throughout its life-cycle.
- It is silent, can clean insensitive environments without disturbing people.
- It is fast, 8-10 times faster than human cleaning speed.

WB2000C smart ride-on sweeping machine suits flat ground and well-conditioned areas, with extensive utilizations in mining spots, offices, storehouse, school and residential communities etc. It has impressive performance in environment protection and energy saving, therefore it's highly recognized and praise from users and the market.



### Technical Specifications

Sweeping width	2000mm
Cleaning efficiency	16000m <sup>2</sup> /h
Max gradeability	25°
Main brush length	800mm
Battery voltage	48V/150AH
Continue working time	6-8H
Dustbin capacity	230L
Water tank capacity	160L
Side brush diameter	4*500mm
Rear wheel Diameter	300mm
Driving motor power	2500W
Max working speed	8km/h
Max driving speed	12km/h
Filter area	15m <sup>2</sup>
Turning radius	1100mm
Machine dimension	2300*1900*2200mm
Weight	850kg





## Model: WB1400 - Ride on sweeper

- International advanced cleaning, throwing and suction technology. Front brush adopts anti-collision automatic protection and automatic return device.
- Spray water in the front, spray evenly, can reduce dust scattering during cleaning work
- Brushless drive motor, high efficiency, energy saving, and strong load capacity, with over-current and under-voltage protection function.
- Built-in powerful dust control system, strong dust absorption ability.
- The use of advanced high-performance maintenance-free battery, no leakage, no harmful gas.
- Reliable high quality parts, key parts use imported products, effectively reduce maintenance and repair costs.
- Solid high-elastic tires, special for airports, durable.
- Adopt automobile type electric control system, operation procedure is humanized.
- The brake system is a disc brake system, safe and stable.



WB1400 smart ride-on sweeping machine suits flat ground and well-conditioned areas, with extensive utilizations in mining spots, offices, storehouse, school and residential communities etc. It has impressive performance in environment protection and energy saving, therefore it's highly recognized and praise from users and the market.

### Technical Specifications

Sweeping width	1400mm
Cleaning efficiency	9500sqm/h
Max gradeability	25%
Main brush length	700mm
Battery voltage	48V 100AH
Battery kind	Maintenance free battery
Continue working time	6h
Dustbin capacity	140L
Water tank capacity	90L
Side brush diameter	2*500mm
Driving motor power	1200W
Main brush power	500W
Max working speed	8km/h
Filter area	7m <sup>2</sup>
Turning radius	Spin around
Max driving speed	9km/h
Machine dimension (L*W*H)	1615*1400*1560mm
Weight	630kg





## Model: WB920 Push-behind sweeper

- It adopts rubber wheel that provide strong driving force and low noise.
- Folding handle design makes it convenient to pack, transport and store.
- Adjustable rolling brush that can be used on various floor surfaces.
- Lifiable side brush can protect the bristles from damage.
- Applicable to the park, ground cleaning for residential area, walking street, factory, etc.
- Apply to cleaning leaves, of debris-brick, sand, etc.



### Technical Specifications

Sweeping width	92cm
Brush cleaning width	70cm
Tank capacity for dust	45L
Net Weight	25kg
Machine dimensions	1250*950*1050mm
Packing specification	905*800*395mm



## Model: WB45L - Battery sweeper

- Built-in powerful dust control system, strong dust collection ability, sweeping width up to 1000mm.
- Adopt advanced high-performance maintenance-free battery, no leakage, no harmful gas.
- Reliable high-quality parts, effectively reducing maintenance and repair costs.
- Solid tires, dedicated for airports, strong and durable.
- Advanced electronic control system, over-current and under-voltage protection.
- Simple operation mode makes it easier for users to operate.
- Optional spray function.



### Technical Specifications

Sweeping width	1060mm
Work efficiency	4800m <sup>2</sup> /h
Fan motor	50W
Length of main brush	500mm
Power source	48V
Continuous working time	4-6h
Trash bin capacity	45L
Side brush diameter	2*280mm
Working power (motor)	530W
Dust Vibration System	Motor Dust Vibration
Filter area	2.6m <sup>2</sup>



## Model: WB240 - 3 Urban litter picker

### Waste Allocation Load Lifter- Electric self-propelled urban Litter Picker

WB240-3 is an electric vacuum cleaner for municipal litter and industrial waste. It is powerful, highly maneuverable and ultimate cleaning.

WB240-3 handles everything: dust, plastic bags, cigarette butts, cans, bottles, dog waste, dead leaves, wood/steel shavings, etc.

Operators vacuuming the rubbish instantly as they go. They can save time and make much more productivity without wasting their energy.



### Technical Specifications

Container	Standard 240L bin
Power Supply	48VDC, 150Ah GEL battery group; Optional Lithium batteries
Traction Motor	48VDC, 2.2kw PM motor, Sealed Transaxle
Vacuum Motor	48V-1.5kw brushless motor
Working Speed	Forward 0-7km/h adjustable, Reverse 0-3km/h adjustable.
Working time	>8h
Horse	3m, Ø 125 mm; optional CARBON pipe
Filter (5 µm HEPA)	2x HEPA efficiency and washable polyester air cartridge filter
Filter surface	30 m <sup>2</sup>
Filter cleaning system	onboard automatic air pulse jet dedusting system
Nebulizer	onboard automatic water spray system
Noise	65dB(A) at 3 meter
Chassis	Welded steel frame and galvanised chassis
Body work	stylish polyester resin
Tyres	4x 16inch tubless tyres
Curb Weight	315KG without batteries, 515KG with GEL battery Group
Dimensions	1950mmx980mmx1800mm
Min. Turning Radius**	2000mm
Max.Gradeability	30%
Max. Climbing height	180mm climbing up, and 200mm down
Braking and Parking	Regenerative and Electromachanical Braking
Charger	48V25A off-board Intelligent MCU Charger
Charging time	8h, 110VAC-250VAC
Lights	Twin powerful working LED, safety flashing light
Bin sensor	Warning buzzer and led onboard when the bin is full
Fire extinguisher	2L dry powder fire extinguisher
Storage compartment	20L Lockable compartment for personal belongings
Tool kit	Broom, litter picker and bucket to collect big waste

### Features

- Zero emission system
- Onboard automatic filter cleaning; Automatic water spraying system inside container.
- Extremely powerful vacuum system will collect large and micro items
- Ambidextrous control lever (left-handed or right-handed operator)
- Ergonomic control handle with vacuum boost switch
- Highly maneuverable steerable front wheel
- LED battery indicator and hour meter
- Warning buzzer and led on when the bin is full
- Ultimate cleaning with 30m HEPA filters
- Economic and quiet cleaning at 60dB
- Reliable and robust, saving time in cleaning task
- Improved curb-climbing and hill-starting capabilities with zero roll-back on slopes. Intelligent power management provide long last working;



## Model: W53B/D Hand/self propelled floor scrubber



### Technical Specifications

Project	W53B	W53D
L*W*H	1260*550*1050mm	
Machine Only	140kg/160kg	150kg/170kg
Rated Voltage	24V	24V
Total Power	1000W	1300W
Water Flow	3. OL/Min	3. OL/Min
Cleaning Width	510mm	510mm
Working Capacity	2000M <sup>2</sup>	2200M <sup>2</sup>
Turning Radius	60CM	60CM
Rolling Brush Motor	550W	550W
Vacuum Motor	450W	450W
Squeegee Width	820mm	820mm
Walking speed	——	0~5.0KM
Drive Motor	——	300W
Storage Battery	2*DC12V : 100AH/3HR	
Charging Time	6-8H	6-8H
Clean Water Tank Capacity	50L	50L
Dirty Water Tank Capacity	60L	60L
Rolling Brush Pressure	28kg	28kg
Continuous Working Time	≈3.5H	≈3H
Noise Level	68dB	68dB
Climbing Capacity	——	<15%
Package Size	1290*600*1140mm	

### Product Details



Simple control panel easy to operate



Anti-collision type brush plate cover, strong and durable



Ergonomic control handles



High power and high torque rear axle drive



Large opening water inlet easy to add water



The cover of sewage tank with large opening is easy to maintain

**Model: W53M**



### Technical Specifications

Project	W53M
L*W*H	1000*500*1000mm
Machine Only	85kg
Working efficiency	1870 m <sup>2</sup> /h
Max Gradeability	10°
Squeegee Width	720mm
Brush Width	460mm
Turning Radius	500mm
Suction Motor	450W
Brush Motor	380W
Battery	DC12V/80Ah
Working time	2-3h
Charging time	3-6h
Clean Water Tank Capacity	36L
Sewage Tank Capacity	40L
Noise Level	60db
Container Quantity	20GP/40GP/40HQ [26PCS/56PCS/56PCS]

### Product Details



Simple control panel, easy to operate



A well-known American brand with strong suction and stable performance



Pure copper motor Strong power, energy saving and high efficiency



Adaptive squeegee Integrated molding, independent R&D



Uniform cleaning, high efficiency, with a floor cleaning width of up to 600mm

## Model: W60B



### Technical Specifications

Project	W60B
L*W*H	1170*600*1030mm
Machine Only	170kg
Rated Voltage	24V
Total Power	1600W
Water Flow	3.0L/Min
Cleaning Width	800mm
Working Capacity	2800m <sup>2</sup> /h
Turning Radius	60CM
Brush Motor	400W 2
Vacuum Motor	500W
Squeegee Width	800mm
Walking Speed	0 ~ 5.0KM
Drive Motor	300W
Storage Battery	2*DC12V;100AH/3HR
Charging Time	6-8H
Clean Water Tank Capacity	50L
Dirty Water Tank Capacity	55L
Brush Pressure	35kg
Continuous Working Time	3.5H
Noise Level	68dB
Climbing Capacity	<15%
Package Size	1290*600*1140mm

### Product Details



Automatic plate balancing uniform floor washing, and reduced motor vibration



A well-known American brand with strong and stable performance



AMETEK a well-known American brand with strong suction and stable performance



Adjustable speed for easy and effortless operation



Uniform cleaning, high efficiency with a floor cleaning width of up to 600mm



## Model: W110C Mini driving floor scrubber



### Technical Specifications

Project	W110C
L*W*H	1230*740*1020mm
Machine Only	230kg/260kg
Rated Voltage	24V
Total Power	2050W
Water Flow	4. OL/Min
Cleaning Width	710mm
Working Capacity	4000M <sup>2</sup>
Turning Radius	90CM
Brush Motor	2*380W
Vacuum Motor	450W
Squeegee Width	930mm
Walking speed	0~6.5KM
Drive Motor	500W
Storage Battery	2*DC12V: 120AH/3HR
Charging Time	6-8H
Clean Water Tank Capacity	70L
Dirty Water Tank Capacity	75L
Brush Pressure	36kg
Continuous Working Time	≈3.5H
Noise Level	68dB
Climbing Capacity	≈30%
Package Size	1290*780*1140mm

### Product Details



High brightness LED headlamps for front lighting



Wear-resistant water-proof adhesive strip, strong and durable



Simple control panel easy to operate



Emergency switch, safety protection



Simple and convenient water suction brush lifting mechanism



High Power and high torque rear axle drive

## Model: W138C Large scale driving floor scrubber



### Technical Specifications

Project	W138C
L*W*H	1600*930*1450mm
Machine Only	410kg/450kg
Rated Voltage	24V
Total Power	2550W
Water Flow	5. OL/Min
Cleaning Width	910mm
Working Capacity	6000M <sup>2</sup>
Turning Radius	110CM
Brush Motor	2*550W
Vacuum Motor	600W
Squeegee Width	1220mm
Walking speed	0~6.5KM
Drive Motor	750W
Storage Battery	4*DC6V: 200AH/3HR
Charging Time	6-8H
Clean Water Tank Capacity	160L
Dirty Water Tank Capacity	180L
Brush Pressure	52kg

### Product Details



High brightness LED headlamps for front lighting



Wear-resistant water-proof adhesive strip, strong and durable



Liquid Crystal Display, simple and easy to use.



Collapsible adjustable safety armrest



Aluminum Alloy die casting backflow water suction assembly



High power import drive motor


Model: WB1500C

## WB1500C BATTERY - POWERED RIDE - ON SCRUBBER - SWEEPER HIGH-PERFORMANCE LITHIUM BATTERY POWERED SWEEPER




### CLEANING STRUCTURE

All-in-one standard cleaning structure strengthen cleaning capacity and working efficiency



### DUAL DRAIN PIPE

The tank using improved PU material with two de-watering pipes that assure the tank seal good & leak resistant and draining efficiently




### STAINLESS STEEL FROG SPRAYER

Back installed stainless Steel frog sprayer is with strong spray long range and erase dust effectively



### DUAL SUPER BIG BRUSH

Super big brush design enlarge the touching surface and improved working efficiency



### SUPER WIDE SQUEEGEE

Super wide curve design ,high-strength steel welding molding zinc coated anti-rust treatment ,sucking more powerful ,grasping ground more tightly ,sucking water more efficiency





**Model: WB1500C**

<b>Technical Specifications</b>	
MODEL NO	WB1500C
Cleaning Width	1450mm
Squeegee Width	1350mm
Side brush Diameter	500mm*2
Main Brush Size	790*300mm
Brush Plate Size	380mm*3
Productivity Rate	13050m <sup>2</sup> /h
Forward Speed	0-9km/h
Solution Tank	280L
Recovery Tank	330L
Dustbin capacity	60L
Duration	3-4H
Vacuuming Filter	4.2m <sup>2</sup>
Battery Type	Lithium
Battery Capacity	72V/200Ah
Main Brush Motor	72V/950W
Side Brush Motor	72V/90w*2
Dust Vibrating Motor	72V/120w
Brush Motor	72V/600W*3
Suction Motor	72V/600w*2
Driving Motor	72V/2800w
Side Brush Rising Up/Down Motor	72V/20W
Brush Plate Rising Up/Down Motor	72V/55W
Squeegee Rising Up/Down Motor	72V/35W
Vacuuming Motor	72/95W
Cleaning Pump	72V/120w
Vehicle Weight	1320KG
Measurement	2800*1460*1590mm
Packaging Size	2780*1540*1696mm
Minimum Turning Radius	580mm



**100% ELECTRIC**  
**NOISE-FREE, ZERO EMISSION**  
**LITHIUM POWER**



HO Sales Department  
Abu Dhabi Showroom  
Musaffah Showroom  
Dubai Showroom  
Export & Wholesale

Tel: +971 2 631 6666  
Tel: +971 2 639 4444  
Tel: +971 2 555 5539  
Tel: +971 4 266 6605  
Tel: +971 4 591 7797

info@uaeclean.com  
sales-r@uaeclean.com  
gcce-musaffah@uaeclean.com  
clce@uaeclean.com  
gcce@eim.ae.com

AUH - U.A.E  
AUH - U.A.E  
AUH - U.A.E  
DXB - U.A.E  
DXB - U.A.E