

GCCE HDK

OUR ROADS
WILL CONVERGE WITH YOURS



WE ARE ON THE ROAD

For a cleaner world



HDK ELECTRIC VEHICLE

THE WORLD SHOULD STAY **YOUNG LIKE US!**

SUSTAINABLE LIFE

HDK is developed in such a way that, while offering you practical solutions in your daily work and social life; at the same time it is responsive for the environment which we are a part of. It is an important actor of the concept of sustainable life which is necessary for all living things.

MISSION

For protecting the environment and a more livable world, HDK manufacture only 100% Electric Vehicles.

WHY HDK?

Our choices that change within the axis of developing technology and transforming life standards, promotes us to use Electric Vehicles.

New ideas and changing needs are making us excited.

GULF CENTER GROUP & HDK ELECTRIC VEHICLES was founded in 2006, HDK is a US brand with head office in California. Factories located in different countries occupying more than 148,000 square meters. HDK has built more than 150,000 electric cars, golf cars, hunting cars utility vehicles and buses.

HDK electric cars with USA advanced technology, parts and accessories with French design became the most efficient and economical electric cars in the world today.

HDK products are widely used in Golf courses, Resorts, Parks, Airports, Schools, Mines, Farms, Palaces, Hotels, Hospitals, Stadiums and Sport Cities, Police and Security applications, Government and Private Sites. Etc.

GCCE the Middle East regional office of HDK International based in UAE. Providing high quality, prompt services, spare parts and warranty support to customers making HDK products the best choice always!

THE ALL NEW D3 MODEL. PREMIUM PERSONAL GOLF CART.

GOCK
GI



**THE JOY OF QUEST INTO THE WILD.
It's more than just a golf car... It's an adventure!**

D3 DIMENSIONS

- » EXTERNAL DIMENSION
3015×1525 (rearview mirror)×2055mm
- » WHEELBASE 1645mm
- » TRACK WIDTH (FRONT) 1030mm
- » TRACK WIDTH (REAR) 1025mm
- » BRAKING DISTANCE ≤3.5m
- » MIN TURNING RADIUS 3.6m
- » CURB WEIGHT 580kg (front axle 235kg/rear axle 345kg)
- » MAX TOTAL MASS 885kg

ENGINE/DRIVE TRAIN

- » SYSTEM VOLTAGE 48V
- » MOTOR POWER 6.3kw
- » CHARGING TIME 5-6h
- » CONTROLLER 400A
- » MAX SPEED 20-40km/h
- » MAX GRADIENT (FULL LOAD) 25%
- » BATTERY 205Ah Lithium battery

GENERAL

- » TIRE SIZE
14X7"Aluminum Wheel/ 23X10-14 Off road Tire
- » SEATING CAPACITY
Four persons
- » AVAILABLE MODEL COLORS
Flamenco Red,Black Sapphire,Portimao Blue,Mineral White,Mediterranean Blue,Arctic Gray
- » AVAILABLE SEAT COLOR
Black
- » SUSPENSION SYSTEM
Single A-Arm (front)
+Triangle Arm Suspension (rear)
- » USB
USB socket+12V powder outlet

DASHBOARD

Your trusted golf cart is a reflection of who you are. Upgrades and modifications give personality and style to your vehicle. A golf cart dashboard adds beauty and functionality to your golf cart interior. The golf car accessories on dashboard are designed to improve the machine's aesthetics, comfort, and function.



GCCCE
HDK



LED LIGHTING

Our personal transportation vehicles come standard with LED lights. Our lights are more powerful with less drain on your batteries, and deliver a 2-3 times wider field of vision than our competitors, so you can enjoy the ride worry-free, even after the sun goes down.



FRONT TRUNK

Touch the associated open button on the key fob to pull the hood up. Then you will find an additional storage space under the hood. It also shares the first-rate performance, but adds a touch of practicality to the package. The D3 is the vehicle you buy if you want a proper luxury sports cart that will have everyone's head turning. It doesn't fail to deliver in any segment performance, styling, luxury, or otherwise.



REFRIGERATOR

Top-quality and convenient, the built-in removable refrigerator is usually best suited for our cart and also a great option for vehicle owners that want flexibility of it. It is a convenient way to transport food and drinks without the stress and mess of keeping everything on ice. They plug into your vehicle's accessory outlet to keep everything chilled.



RETRACTABLE POWER STEP



WINDSHIELD

With a rotary switch, the tilt angle of the laminated windshield is easy to be adjusted. It's a great joy to enjoy the cool breeze skating through tilted windshield especially on a hot summer day. The windshield adds protection from the elements and simply complete the look. The advantages of it include increased safety and good light transmission, ensuring excellent visibility.

LITHIUM III POWERED



FASTER

Lithium-ion battery with fast charging speed, more charge cycles, low maintenance and great safety



PROFESSIONAL

This model provides you with unmatched maneuverability, increased comfort and more performance



QUALIFIED

Certified by CE and ISO. We're so confident in the quality and reliability of our cars that we offer a 1 Year Warranty



PREMIUM

Small in dimensions and premium on exterior and interior, you'll be driving with maximum comfort

GCCCE HDK

D5 SERIES



GOCE
GDK
GT

THE 4
PASSENGER **REVOLUTION**

D5 SERIES 4
LITHIUM III
POWERED



LED LIGHTING

Beam At The Darkness!
Eco-Friendly. Cost-efficient.
Long Lasting. Hassle-free.

Our personal transportation vehicles come standard with LED light: high beams, low beam, daytime running lights, turning signals and brake lights for a brighter ride. Our light are more powerful with less drain on your batteries, and deliver a 2-3 times wider field of vision than our competitors, so you can enjoy the ride worry-free, even after the sun goes down.



GO
DICK
CE

THE 6 PASSENGER **REVOLUTION**

D5 SERIES 6
LITHIUM III
POWERED

**GCCE
HDK**

**FLEXIBLE
CONFIGURATIONS FOR
REAR
COMPARTMENT**

Storage truck is configured as standard for all D5 models, Golf bag holder as optional accessories for you to convert your D5 for different personal purposes.

NEAT. FLEXIBALE. LOW COST. LIGHT WEIGHT



STORAGE TRUCK



OPTIONAL GOLF BAG HOLDER



OPTIONAL ALL-WEATHER ENCLOSURE

**PPG
PAINTS**



FLAMENCO RED



BLACK SAPPHIRE



PORTIMAO BLUE



MEDITERRANEAN BLUE



MINERAL WHITE



ARCTIC GRAY

**SEAT
COLORS**



MINERAL WHITE



FLAMENCO RED



ARCTIC GRAY



PORTIMAO BLUE



MEDITERRANEAN BLUE



BLACK SAPPHIRE

**D5 SERIES
LITHIUM III
POWERED**

WHAT ARE THE

FEATURES

- 01 REAR VIEW MIRRORS WITH TURN SIGNAL LIGHT INDICATORS
- 02 FOLDABLE WINDSHIELD WITH SLIDEABLE AIR VENTS
- 03 9 INCH MULTI-FUNCTIONAL TOUCHSCREEN
- 04 MULTI-FUNCTIONAL DASHBOARD
- 05 AUTOMOTIVE STYLE STEERING WHEEL
- 06 ADJUSTABLE STEERING WHEEL IN TILTING ANGLE
- 07 LUXURY SEATS WITH FOLDABLE ARMRESTS
- 08 3-POINT SEAT BELTS FOR EACH SEATS
- 09 REAR SEAT CUP HOLDERS USB PORTS AND STORAGE POCKER
- 10 LITHIUM BATTERY
- 11 25A ON-BOARD FAST CHARGER
- 12 GOLF BAG HOLDER DOCK
- 13 TOP MOUNT SOUND BAR
- 14 REAR STORAGE TRUCK
- 15 AUTOMOTIVE STYLE REAR BUMPER
- 16 BRUSH GUARD FOR OFFROAD MODELS
- 17 FRONT/REAR FENDER FLARES
- 18 LED LIGHT
- 19 AUTOMOTIVE E-COAT CHASSIS
- 20 BACKUP CAMERA
- 21 RUNNING BOARD



GOCCE HDK

LITHIUM BATTERY

**ULTRA SAFE
5 YEAR WARRANTY
NO MAINTENANCE**

The lithium-ion battery packs with integrated battery management system hosts an intuitive software, providing Bullseye Balancing between batteries, seamlessly manages regenerative currents and avoids unnecessary disconnects system. Battery can be connected in parallel, with two batteries as standard, up to 6 batteries can be connected to extend your range. The benefits of lithium-ion battery include lighter weight, shorter charging time, longer life, free maintenance and less electricity bills. EVOLUTION's Partner Program offers advantages you won't find from other lithium battery suppliers.



MODEL: 110AH



MOBILE & PC LIVE MONITOR APP



25A ADAPTIVE ON-BOARD CHARGER

**D5 SERIES
LITHIUM III
POWERED**

**GCCE
HDK**

**RADIAL
TIRE**



**14X7" ALUMINUM
WHEEL / 225 / 55R14"
RADIAL TIRE**



D5-RANGER 4



D5-RANGER 6

**SILENT TIRE
WITH
OFF-ROAD
THREAD**



**14X7" ALUMINUM
WHEEL / 23X10-14
SILENT TIRE WITH
OFF-ROAD THREAD**



D5-MAVERICK 4



D5-MAVERICK 6

FEATURES



MICROPHONE

Improvement of your Speech Recognition, essentially eliminate factors that affect your ability to send an audio message, such as surrounding background noise, proximity to the person talking etc.

CUP HOLDERS

Never Worry About Messes and Spills Again

STORAGE COMPARTMENT ON BOTH SIDES

Newly designated das has large, dual-sized storage compartment, room for more items like keys and mobile devices.



SOUND BAR

Indulge yourself with a high-end roof mount sound system

CHARGING SOCKET

Heavy duty charging socket for higher current flow, better heat dissipation

HEAVY DUTY SUN TOP CANOPY

Manufactured from solid colored plastic, these tops are fitted with Track enclosure rail that is built right into the top framing



USB CHARGING PORT

USB Charging port for each seats, keep you charged on to go

GOLF BALL HOLDER

Keep you ready for golfing, Holes for gold balls

STORAGE COMPARTMENT

Extra easy-access storage compartment in the middle of dashboard



ACCELERATOR BRAKE PEDAL

Automotive style stainless pedals

SLIDEABLE AIR VENTS

Enjoy the breeze skating through the vents without messing up your hair

POWERED REAR VIEW MIRRORS

Powered Rear View mirrors with turn signal indicator light

**D5 SERIES
LITHIUM III
POWERED**

DIMENSIONS

D5-RANGER 4



D5-MAVERICK 4



Model	D5-RANGER 4	D5-MAVERICK 4
Rated Passengers (person)	4	4
System Voltage (V)	48	48
Motor Power (kw)	6.3	6.3
Charging Time (H)	4-5	4-5
Dimension (mm)	2910x1418 (rearview mirror)x2020	3000x1418 (rearview mirror)x2110
Wheelbase (mm)	2050	2050
Wheel Tread (front / rear mm)	925 / 995	925 / 995
Driving Range (full load kw)	≥80	≥80
Maximum Speed (km/h)	20 / 40	20 / 40
Braking Distance (m)	≤3.5	≤3.5
Minimum Turning Radius (m)	3.4	3.4
Maximum Gradability (full load)	25%	25%
Curb Weight (kg)	480	502
Maximum Gross Weight (kg)	785	797
Minimum Ground Clearance (full load)	175	180
Suspension System	Front: double wishbone independent suspension Rear: leaf spring suspension	Front: double wishbone independent suspension Rear: leaf spring suspension

DIMENSIONS

D5-RANGER 6



D5-MAVERICK 6



Model	D5-RANGER 4	D5-MAVERICK 4
Rated Passengers (person)	6	6
System Voltage (V)	48	48
Motor Power (kw)	6.3	6.3
Charging Time (H)	6-8	6-8
Dimension (mm)	3760x1418 (rearview mirror)x2035	3850x1418 (rearview mirror)x2145
Wheelbase (mm)	2900	2900
Wheel Tread (front / rear mm)	925 / 995	925 / 995
Driving Range (full load kw)	≥80	≥80
Maximum Speed (km/h)	20 / 40	20 / 40
Braking Distance (m)	≤3.5	≤3.5
Minimum Turning Radius (m)	3.8	3.8
Maximum Gradability (full load)	25%	25%
Curb Weight (kg)	610	633
Maximum Gross Weight (kg)	1059	1082
Minimum Ground Clearance (full load)	175	180
Suspension System	Front: double wishbone independent suspension Rear: leaf spring suspension	Front: double wishbone independent suspension Rear: leaf spring suspension

GOCCE HDK

D5 SERIES
LITHIUM ION
POWERED



GCCE
HDK

CLASSIC 2
LITHIUM III
POWERED

CLASSIC 2

DEL3022G – Express 2 Seater

- Brush guard included
- Functional front and rear bumpers
- High/Low speed switch
- Horn, Reverse beep, Parking brake
- Head lights, LED Tallights, Brake lights, Turn signals
- 48V or 36V to 12V voltage reducer for all accesories
- Foldable windshield
- Plastic battery tray
- Aluminum diamond plate
- Golf bag holder with sweater basket
- Off-white molded plastic roof with grab handles
- Onboard battery charger included
- DOT Approved Tires
- All bolts and nuts stainless steel
- Independent Suspension with four arms
- 8 inch steel wheels

OPTIONS

- Hybrid Generator
- US/Trojan battery
- DOT/EC solid windshield (with wipers)
- Enclosure
- Speedometer
- 10 inch Aluminum wheels
- EEC/LSV Homologation Package

SPECIFICATION

- » 2 passengers
- » 48V 4KW AC motor
- » US Curtis AC Controller 300 AMP
- » 48V 25A on-board charger
- » Limited speed 30kph
- » 10" Aluminum wheel 205/50-10 tire
- » Beige color seat
- » Battery(US Trojan or Lithium battery)

OPTIONS

- » Two-tone seats
- » Enclosure
- » Seat belts
- » 14" Aluminum color matched rim and radial tires
- » 9" Bluetooth touchscreen (Radio, Music, Speedometer, Bluetooth, Back-up camera, Car-net App connection)
- » Black seat & black roof

ANY TIME IS TEE TIME.

- » Foldable Windshield
- » Enhanced Speedometer
- » LED Headlights & Tailights
- » Fully customizable
- » People Shuttle
- » Fully Customize Your Vehicle

CLASSIC 2+2

DEL3022G2Z-48 – Express 4 Seater

- BODY & CHASSIS

- Automotive designed dashboard, color matched body.
- USB socket+12V powder outlet
- E-coat and powder coated chassis
- TPO injection molding front cowl and rear body
- New plastic folding rear seat with storage compartment & water holder

DIMENSIONS

2860X1400X1930mm

SPECIFICATIONS

- » 4 passengers
- » 48V 6.3KW AC motor
- » US Curtis AC Controller 300 AMP
- » 48V 25A on-board charger
- » Limited speed 30kph
- » 10" Aluminum wheel 205/50-10 tire
- » Beige color seat
- » Battery(US Trojan or Lithium battery)

OPTIONS

- » Two-tone seats
- » Enclosure
- » Seat belts
- » Hydraulic brake
- » 14" Aluminum color matched rim and radial tires
- » 9" Bluetooth touchscreen(Radio, Music, Speedometer, Bluetooth, Back-up camera, Car-net App connection)
- » Black Seat & black roof

PURSUIT OF PASSION



CLASSIC 2+2
LITHIUM III
POWERED

GOCE
HDK



GCCE
GHDK

CLASSIC 4
LITHIUM III
POWERED

CLASSIC 4

DEL3024G – Express 4 Seater

- BODY & CHASSIS
- Automative designed dashboard, color matched body.
- USB socket+12V powder outlet
- E-coat and powder coated chassis
- TPO injection moulding front cowl and rear body

DIMENSIONS

3180X1400X1930mm

SPECIFICATIONS

- » 4 passengers
- » 48V 6.3KW AC motor
- » US Curtis AC Controller 300 AMP
- » 48V 25A on-board charger
- » Limited speed 30kph
- » 10" Aluminum wheel 205/50-10 tire
- » Beige color seat
- » Battery(US Trojan or Lithium battery)

OPTIONS

- » Two-tone seats
- » Enclosure
- » Seat belts
- » Hydraulic brake
- » 14" Aluminum color matched rim and radial tires
- » 9" Bluetooth touchscreen(Radio, Music, Speedometer, Bluetooth, Back-up camera, Car-net App connection)
- » Black Seat & black roof

**LUXURY AND
COMFORT**

CLASSIC 4+2

DEL3042G2Z-48 – Express 6 Seater

- BODY & CHASSIS
- Automotive designed dashboard, color matched body.
- USB socket +12V powder outlet
- E-coat and powder coated chasis
- TPO injection moulding front cowl and rear body
- New plastic folding rear seat with Storage Compartment & water holder

DIMENSIONS

3660X1400X1930mm

SPECIFICATIONS

- » 6 passengers
- » 48V 6.3KW AC motor
- » US Curtis AC Controller 300 AMP
- » 48V 25A on-board charger
- » Limited speed 30kph
- » 10" Aluminum wheel 205/50-10 tire
- » Beige color seat
- » Battery(US Trojan or Lithium battery)

OPTIONS

- » Two-tone seats
- » Enclosure
- » Seat belts
- » Hydraulic brake
- » 14" Aluminum color matched rim and radial tires
- » 9" Bluetooth touchscreen(Radio, Music, Speedometer, Bluetooth, Back-up camera, Car-net App connection)
- » Black Seat & black roof

**GCCE
HDK**

CLASSIC 4+2
LITHIUM III
POWERED



**SPECTACULAR
SIMPLICITY**

GCCE
HDK



CLASSIC 6
LITHIUM III
POWERED

CLASSIC 6

DEL3062G-48 – Express 6 Seater

- BODY & CHASSIS
- Automotive designed dashboard, color matched body.
- USB socket +12V powder outlet
- E-coat and powder coated chasis
- TPO injection moulding front cowl and rear body
- New plastic folding rear seat with Storage Compartment & water holder

DIMENSIONS

3680X1400X1930mm

SPECIFICATIONS

- » 6 passengers
- » 48V 6.3KW AC motor
- » US Curtis AC Controller 300 AMP
- » 48V 25A on-board charger
- » Limited speed 30kph
- » 10" Aluminum wheel 205/50-10 tire
- » Beige color seat
- » Battery(US Trojan or Lithium battery)

OPTIONS

- » Two-tone seats
- » Enclosure
- » Seat belts
- » Hydraulic brake
- » 14" Aluminum color matched rim and radial tires
- » 9" Bluetooth touchscreen(Radio, Music, Speedometer, Bluetooth, Back-up camera, Car-net App connection)

ADMIRABLE

CLASSIC 8

DEL3062G2Z – Express 6+2 Seater

- BODY & CHASSIS
- Automotive designed dashboard, color matched body.
- USB socket +12V powder outlet
- E-coat and powder coated chasis
- TPO injection moulding front cowl and rear body
- New plastic folding rear seat with Storage Compartment & water holder

DIMENSIONS

4460X1400X1930mm

SPECIFICATIONS

- » 8 passengers
- » 48V 6.3KW AC motor
- » US Curtis AC Controller 300 AMP
- » 48V 25A on-board charger
- » Limited speed 30kph
- » 10" Aluminum wheel 205/50-10 tire
- » Beige color seat
- » Battery(US Trojan or Lithium battery)

OPTIONS

- » Two-tone seats
- » Enclosure
- » Seat belts
- » Hydraulic brake
- » 14" Aluminum color matched rim and radial tires
- » 9" Bluetooth touchscreen(Radio, Music, Speedometer, Bluetooth, Back-up camera, Car-net App connection)

**STAND OUT FROM
YOUR NEIGHBOUR**

**GCCCE
HDK**



**CLASSIC 8
LITHIUM III
POWERED**

GCCE
HDK



FORESTER 4
LITHIUM III
POWERED

FORESTER 4

Forester 4 Plus – 4 Seater

- Luxury 2 tone seats
- New Black Dashboard
- Bushguard
- Battery option of Trojan 8v or Lithium 48V
- New plastic rear seat kit with trunk & cup holders

OPTIONS

- » Retractable Seatbelts
- » FM Radio with MP3 *optional
- » LED Headlights & Tailights
- » Brush Guard
- » Speedometer
- » Fully Customizable

SPECIFICATIONS

- » Drum Brakes maximizing your stopping power in order to reduce common accidents or damage to property
- » LSV- Everything is DOT approved in order to provide you with a full 17-digit VIN so that you may register the cart for street legal commutes...
- » DOT foldable acrylic windshield
- » DOT seat belts
- » Headlights, tail lights, brake lights, & turning signals
- » Horn
- » Rearview mirror
- » Speedometer
- » USB Port
- » Luxury Steering Wheel

PROVEN ENDURANCE



**GCCE
HDK**



COMMERCIAL



EV
GO
LITHIUM
POWERED

Turfman 450
LITHIUM III
POWERED

TURFMAN 450

- BODY & CHASSIS

- 15 years no rust hot-galvanized-dip chassis
- TPO injection mould front cowl and rear body-impact Resistance.

POWER

- Six 8V (48V) or eight 6V (48V) or six 6V (36V) batteries required.
- 4HP DC motor (48V) or 4HP DC motor (36V)
- 275amp (48V) or 300amp (36V) Curtis programmable controller with regenerative braking

DIMENSIONS

106"X46"X70"

SPECIFICATIONS

- » 2 passengers
- » 40km maximum speed
- » Head lights, LED Taillights, Brake lights, Turn Signals
- » 48V or 36V to 12V voltage reducer
- » Foldable windshield
- » Plastic battery tray
- » Stainless Cargo Box
- » 8 inch steel wheels

OPTIONS

- » LSV (NEV) Package
- » Hybrid Generator
- » US/Trojan battery
- » Dot solid windshield (with wipers)
- » Enclosure
- » Speedometer
- » 10 inch Aluminum wheels
- » EEC/LSV Homologation Package

POWER OF DESIGN

TURFMAN 1000 - FLAT BED

- BODY & CHASSIS
- Automotive designed dashboard, color matched body.
- USB socket +12V powder outlet
- E-coat and powder coated chasis
- TPO injection moulding front cowl and rear body
- New plastic folding rear seat with Storage Compartment & water holder

DIMENSIONS

- 3330X1400X1830mm
- Aluminum Cargo
- Box:1100X1650X275mm

SPECIFICATIONS

- » 2 passengers
- » 48V 6.3KW AC motor
- » US Curtis AC Controller 300 AMP
- » 48V 25A on-board charger
- » Limited speed 30kph
- » 10" Aluminum wheel 205/50-10 tire
- » Beige color seat
- » Battery(US Trojan or Lithium battery)

OPTIONS

- » Two-tone seats
- » Enclosure
- » Seat belts
- » Hydraulic brake
- » 14" Aluminum color matched rim and radial tires
- » 9" Bluetooth touchscreen(Radio, Music, Speedometer, Bluetooth, Back-up camera, Car-net App connection)

**GCCE
HDK**

Turfman 1000
LITHIUM III
POWERED



CO-WORKER

GOCE HDK



Cargo Truck 1000
LITHIUM III
POWERED

CARGO TRUCK 1000

2 Seater

- BODY & CHASSIS
- Fiber glass

POWER

- Power source: 72V, 12 batteries required
- Motor: 5KW (6.7HP, 72V) motor
- Controller: 400amp

DIMENSIONS

- Overall Size: 185X59X77 in
(470X150X195 cm)
- Flat bed size: 118X59X12 in
(300X150X30 cm)

SPECIFICATIONS

- » 2 passengers
- » Vehicle Load Capacity: 3300lb (1498kg)
- » Ground Speed: 25mph(26-32kph)
- » Speedometer included
- » Rear view mirrors on both sides
- » Horn, Reverse beep
- » Parking brake
- » Tire: 155R 12C-8PR

OPTIONS

- » Two-tone seats
- » Enclosure
- » Seat belts
- » Hydraulic brake
- » 14" Aluminum color matched rim and radial tires
- » 9" Bluetooth touchscreen(Radio, Music, Speedometer, Bluetooth, Back-up camera, Car-net App connection)

EASE YOUR BURDEN

EXPRESS AMBULANCE

DEL3022GT – 2 Seater + Stretcher & Medical Storage box

- BODY & CHASSIS

- 15 years no rust hot galvanized-dip chassis

- TPO injection mould front cowl and rear

- Body impact Resistance

POWER

48V (8x6V or 6x8V), batteries required

3KW(4HP 48V) DC motor

275amp(48V) Curtis programmable controller with regenerative braking

DIMENSIONS

- Overall Size: 2700X1180X1780 mm

- Litter's size: 1800X515X223mm

SPECIFICATIONS

» 2 passengers

» 40km maximum speed

» High/Low speed switch

» Rear view mirrors on both sides

» Horn, Reverse beep, Parking brake

» Head lights, LED Taillights, Brake lights, Turn Signals

» 48V to 12V voltage reducer for all accessories

» Foldable windshield

» DOT Approved Tires: 205/50-10 4ply

» All bolts and nuts stainless steel

» Independent Suspension with four arms

» Onboard battery charger included

» 8 inch Steel Wheels

OPTIONS

» Trojan/US battery

» DOT solid windshield(with wipers)

» Enclosure

» Speedometer

» 10 inch aluminum wheels



**GCCE
HDK**

**Ambulance
LITHIUM III
POWERED**

**ALWAYS CARE
ABOUT YOU**



**UNPARALLELED
QUALITY**

TAYLOR DUNN CART

Model EG6023H01

Description 1.0T electric truck

PERFORMANCE

Passenger capacity 2

Range (loaded) based on flat road at a speed of 20km/h (km) * >80

Max. speed(km/h) 35

Minimum turning radius (m) ≤NA

Max. climbing ability (loaded) 15%

Max. movement after brake at speed of 20km/h

Max. loading weight 1000kgs

Net weight 1350kgs

DIMENSIONS

Overall dimensions (mm)

4200X1500X2150

Rear cargo bed dimension(mm)

2600X1500X320

Min. ground clearance (mm) 150

Wheelbase (mm) 2370

Front wheel tread (mm) 1220

Rear wheel tread (mm) 1220

BODY AND FRAME

Frame Welded steel framework with sand blasting+paint treatment

Body fiberglass dashboard, carbon steel cabin frame

Roof plastic

Hard door Frame Assembly Carbon steel

Hard Door Assembly carbon steel door+ plastic cover+sliding window screen

Windshield Laminated glass

Battery box Fixed

Seats Sponge + artificial leather, Back-rest and seat cushion be separated

**GCCE
GHDK**

Taylor Dunn Cart
LITHIUM III
POWERED

PASSENGER BUS

Model LT-S14.C
System 72V 7.5KW AC system
Motor 51V/7.5KW motor
Controller LVTONG
LEVD1-07M45F4/450A
Charger Offboard charger 72V 30A

PERFORMANCE

Passenger capacity 14
Range based on flat road at a speed of
20km/h 80—110km
Max. speed 30km/h
Minimum turning radius 6.4m
safety, climbing ability 18%
Brake distance <6m
curb weight(with battery) 1240kg

DIMENSIONS

Overall dimensions:LWH (mm)
4947*1510*2080mm
Min. ground clearance (mm) 155
Tread(mm) 1300/1330
Wheelbase (mm) 2660

BODY AND FRAME

Frame Welded high yield strength tubular steel
Body“PP” automatic industrial special plastic
Roof Plastic injection
Windshield Laminated glass

ELECTRIC SYSTEM

Lighting system Front light, turning light, fog light, reversing light, rear tail light, horn
reversing alarm reversing buzzer
speed meter

STEERING AND SUSPENSION

Steering system Dual automotive-style strut and self-adjust rack-and pinion steering+EPS
Brake system front disc brake and rear drum brake+handbrake+Electric vacuum booster brake system
Accelerator electric accelerator
Suspension system Front:Independent suspension,Helical spring with hydraulic shock absorber
Rear:Integrated transaxle with gear 16:1,-leaf spring+shock absorber
Wheel&Tyre 165/70 R13 tyre (diameter 560mm) ; 13 inch steel rim

THE CITY IS CLEANER WITH US!



GCCE HDK

Passenger Bus
LITHIUM III
POWERED

UNRESTRAINED



EXPRESS CATERING

DEL3042GCX2 – 2 Seater + Catering
Box

- BODY & CHASSIS

- 15 years no rust hot galvanized-dip chassis
- TPO injection mould front cowl and rear
- Body impact Resistance

POWER

- Power source: 48V (8 x 6V or 6 x 8V)
Battery required

- Motor: 4KW(5.5HP,48V) DC motor
- Controller: 400amp(48V) Curtis programmable controller with regenerative braking

SPECIFICATIONS

- » 2 passengers
- » Vehicle Load Capacity: 1200lb (545kg)
- » Ground Speed: 25mph +/-0.5 mph (3.2kph) +/-0.8kph
- » Rear view mirrors on both sides
- » Horn, Reverse beep
- » Parking brake
- » Head lights, LED Taillights, Brake lights, Turn Signals
- » 48V or 36V to 12V voltage reducer for all accessories
- » Foldable windshield
- » With Aluminum Railings
- » 8 inch Steel wheels
- » Dot Approved Tires: 205/50-10 4ply
- » All bolts and nuts stainless steel
- » Independent Suspension with four arms
- » High/Low speed switch
- » Onboard Battery Charge included
- » Dimension: 122" x 44" x 70" x Heat preservation

OPTIONS

- » 10 inch Aluminum wheels
- » US / Trojan battery
- » DOT / EC solid windshield (with wipers)
- » Enclosure
- » Speedometer
- » EEC / LSV Homologation Package



GCCE HDK

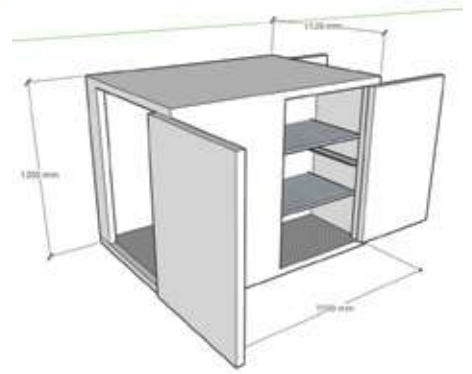
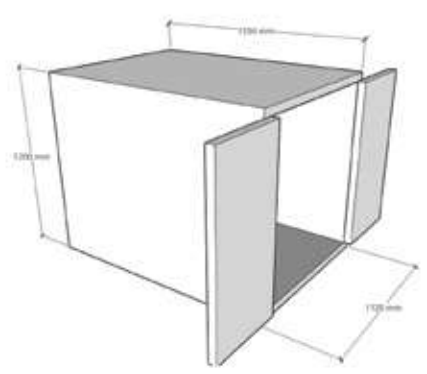
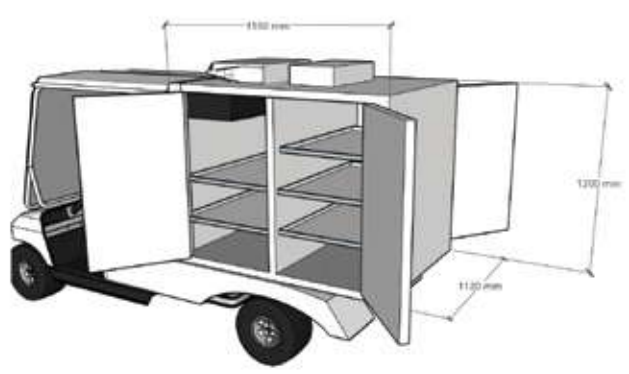
Express Catering
LITHIUM III
POWERED

A blue utility vehicle, possibly a snowplow or maintenance truck, is shown driving through a snowy mountain pass. The vehicle has a canopy, a windshield, and a front bumper. The background features snow-covered mountains under a cloudy sky. The vehicle is reflected in a body of water in the foreground.

GCCE
HDK

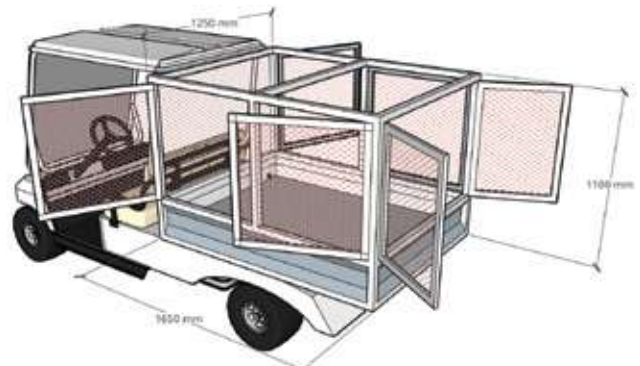
CUSTOMIZED DESIGN

YOU CAN USE HDK WITH ANY PACKAGE AND HARDWARE OPTION YOU WANT.
ALL YOU NEED TO DO IS EXAMINE THE VEHICLE OPTIONS AND
ACCESSORIES IN DETAIL.



CUSTOMIZATIONS AND ENGINEERING

SCCE
FDK



CUSTOMER SATISFACTION

Touchpad Speedometer



Dashboard with color-matching cupholder insert



4-wheel hydraulic brakes



Compartment



TECHNOLOGY AND SAFETY

LITHIUM BATTERY



- 5 YEAR WARRANTY
- NO MAINTENANCE
- ALUMINUM PACK
- 2 TO 3 HOURS CHARGING TIME

**GCCE
HDK**



Modern Dashboard



Touch Screen



4 Tires with Shock Absorber System



14" Sport Carlet USA Tire



Reversing Parking Sensor



Luxury Leather Seat



Metal Skid Plates Railing of the Floor



Rear View Camera



Stereo System



Seat Belts



Mobile & PC Battery App



Modern Dashboard



Touch Screen



Rear View Camera & Sensor



14" Luxury USA Tire



Led Head Light



Signal & Brake Light



Refrigerated Cooler



Storage Compartment On Both Sides



Two Tone Luxury Leather



USB Charging Port



Stereo System



Powered Rear View Mirrors

**D5 SERIES
LITHIUM III
POWERED**

BODY PARTS

NO MAINTENANCE LITHIUM BATTERY

A cell of a user-replaceable battery shall be in a rigid casing of sufficient strength to prevent flexing. A tool providing the mechanical advantage of a pliers, screwdriver, or hacksaw shall be the minimum capable of opening the user-replaceable cell casing, if opening of the casing will expose metallic lithium.



Long lasting aluminum casing



Rust resistant



Light weight



Water-proof



Impact resistant



Better heat dissipation



Longer life span expectation



Outstanding safety protection

Compare to lead-acid batteries

	EVOLUTION battery (48V 110Ah)	Lead-acid battery (48V 170Ah)
Cycle life expectation	>3500 times	<500 times
Lifetime	15 years	1 year
Charging time	Quick charge-1hour/ Standard charge-5 hours	12 hours
Charging frequency	No memory charge anytime	Charge everyday after using
Safety	Multiple built-in protection	Gas inside may cause explosion
ECO friendly	No pollution	Lead is harmful
Cost effective	More benefits, less man-hours costs	Less benefits, more man-hours costs
Maintenance	No need	Regular water filling, maintenance, and checks
Weight	102.7lbs (46.6kg)/golf cart	397lbs (180kg)/golf cart

BMS Specifications

- Individual Cell Monitoring & Balancing System
- SoC, SoH, Voltage, Discharge/Charge Current, Life Cycle Monitoring
- Adaptive input/output power controller
- Quick Charging mode (optional)
- Can be customized according to different applications
- Smart Charging
- Higher restraint threshold (compared to competitive supplier), allow vehicle to handle steep/tough terrains without cutting off power (Protection mode)
- Battery SOC Indicator(BDI)
- RS485 Communication

BATTERY SPECIFICATIONS



LITHIUM-ION BATTERY 60AH

MODEL: L4860
TYPE: LiFePO4
CAPACITY: 60 Ah
CHARGING TIME: 2h (With 25A Charger)



FAST ON-BOARD CHARGER 25ADC
ULTRA FAST . WATER RESISTANT .
SHOCK RESISTANT



9" Bluetooth Touchscreen
W/Back-up Camera



USB Socket+12V Power Outlet
Color matched dashboard



LITHIUM-ION BATTERY 110AH

MODEL: L48110
TYPE: LiFePO4
CAPACITY: 110 Ah
CHARGING TIME: 4h (With 25A Charger)



48VDC LITHIUM BATTERY GAUGE
ULTRA FAST . WATER RESISTANT .
SHOCK RESISTANT



14" Color Matched
Radial Tires



Car Stereo



Two tone Seats



48VDC LITHIUM BATTERY GAUGE
ULTRA FAST . WATER RESISTANT .
SHOCK RESISTANT



NAVY BLUE



SILVER



BLUE



RED



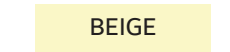
BLACK



GOLD



NAVY BLUE



BEIGE



LITHIUM-ION BATTERY 160AH

MODEL: L48180
TYPE: LiFePO4
CAPACITY: 180 Ah
CHARGING TIME: 5h (With 25A Charger)



APPLE RED



WHITE



BLACK



GOLD



WHITE



YELLOW



GREEN



RED

BATTERY AND OPTIONS

GCCE
HDK



D5 SERIES

IT'S TIME
TO DISCOVER





☎ Head Office +971 2 550 8885 UAE P.O.BOX: 922
☎ Abu Dhabi +971 2 631 6666 UAE P.O.BOX: 55117
☎ Dubai +971 4 266 6605 UAE P.O.BOX: 41941



ecar-me.com